

Europäisches Patentamt
European Patent Office
Office européen des brevets



(11) **EP 1 396 580 B1**

(12) **EUROPEAN PATENT SPECIFICATION**

(45) Date of publication and mention
of the grant of the patent:
07.06.2006 Bulletin 2006/23

(51) Int Cl.:
E01C 7/18^(2006.01) E01C 19/46^(2006.01)
E01C 7/35^(2006.01)

(21) Application number: **03077780.9**

(22) Date of filing: **03.09.2003**

(54) **Method for strengthening a road surface, strengthened road surface and an asphalt concrete therefor**

Verfahren zum Verstärken von Strassenoberflächen, verstärkte Strassenoberfläche und Asphaltbeton dafür

Procédé de renforcement d'un revêtement routier, revêtement routier renforcé et béton asphaltique pour celui-ci

(84) Designated Contracting States:
**AT BE BG CH CY CZ DE DK EE ES FI FR GB GR
HU IE IT LI LU MC NL PT RO SE SI SK TR**

(72) Inventor: **Van Hoof, Matheus Franciscus Antonius
Maria
4133 GA Vianen (NL)**

(30) Priority: **05.09.2002 NL 1021404**

(74) Representative: **'t Jong, Bastiaan Jacob et al
Arnold & Siedsma
Advocaten en Octrooigemachtigden
Sweelinckplein 1
2517 GK Den Haag (NL)**

(43) Date of publication of application:
10.03.2004 Bulletin 2004/11

(73) Proprietor: **Janssen de Jong Infra B.V.
5981 PT Horst (NL)**

(56) References cited:
EP-A- 0 506 538 NL-C- 1 016 026

EP 1 396 580 B1

Note: Within nine months from the publication of the mention of the grant of the European patent, any person may give notice to the European Patent Office of opposition to the European patent granted. Notice of opposition shall be filed in a written reasoned statement. It shall not be deemed to have been filed until the opposition fee has been paid. (Art. 99(1) European Patent Convention).

Description

[0001] The invention relates to a method for strengthening a road surface with an open surface structure, such as very open asphalt concrete (ZOAB), comprising of applying a layer of asphalt concrete to the road surface, wherein the road surface respectively the asphalt concrete has a grain size distribution around an average such that an open surface structure is formed, wherein the average of the grain size distribution in the road surface is at least substantially a factor of four greater compared to the layer.

[0002] It is known to arrange a second, finer layer of ZOAB in hot state on a ZOAB road surface. This method can be applied in new laying of 2-layer ZOAB, wherein a second layer of asphalt concrete has an open surface structure which is little finer than the underlying first ZOAB layer. It is also possible to arrange on the road surface a second layer of asphalt concrete which has a property differing from the road surface, for instance an upper layer which is more sound-damping. The second layer is arranged on the first layer.

[0003] From NL-C-1016026 is known a method wherein a road surface is strengthened with an aggregate of fine-grained material and binder. The d50 (median of the grain size distribution) for the fine-grained material lies between 0.65 and 3.5 mm and is a factor of five smaller than the median of the road surface. The grain size distribution of the aggregate to be applied is narrow, 90% of the grains having a grain diameter lying between 0.8 x d50 and 1.2 x d50. The plastic binder forms 2 to 8% of the total filling material. The combination of this aggregate and an existing road surface does not fulfil standard requirements.

[0004] The object of the invention is to provide a method which improves the known method.

[0005] This object is achieved with the method according to the invention as characterized in claim 1, in this way a good adherence of the layer on the road surface is achieved.

[0006] A bituminous emulsion is known as such and in a substantially homogeneous mixture of water and bitumen. The bitumen floats like small globules in the water. During processing, for instance after arranging of the layer on/in the underlying road surface, the stability of the emulsion is broken down. Bitumen and water separate out again into the two original liquids, wherein the water eventually evaporates.

[0007] The ratio of the percentage of water and bitumen can vary and lies between 40 and 80%, preferably 50-70%, and in a further preferred embodiment between 63-65%. The speed of the breakdown process can be adapted to the application. Preferably chosen is a stable bituminous emulsion which breaks down slowly. Breakdown of the bituminous emulsion occurs on contact with mineral aggregate. The aggregate ends the equilibrium. Bitumen is deposited onto the aggregate, thereby creating a bitumen film. The stones are adhered to each other on the contact surfaces.

[0008] Surprisingly, it has been found that, despite the fact that use is being made of a thin, extra layer of asphalt concrete, bitumen functions better than plastic binders. According to the prior art the skilled person will automatically use a plastic binder with enhanced adhesive properties, this to keep down the percentage of binder in the layer of asphalt concrete to be applied and to be able to guarantee the open structure of the mix after curing. According to the invention however, bitumen can be used as binder. The use of bitumen also results in a considerable cost-saving.

[0009] Accordingly to a preferred embodiment the material of the layer of asphalt concrete will be substantially taken up into the open surface structure of the road surface. The new layer of asphalt concrete has an average grain size which is at least four times finer than the average of the underlying road surface, and is therefore taken up into the upper surface of the underlying road surface. The invention differs here from the prior art, wherein a layer is arranged on the existing road surface. The difference in grain size is such that the second layer can be taken up into the old road surface, also for instance partially into the hollow space of the road surface.

[0010] The upper layer in particular of an existing road surface is strengthened, consolidated or preserved using the invention. Owing to the layer of asphalt concrete many more contact surfaces will occur in the uppermost layer of the road surface, whereby the upper layer becomes stronger and can better withstand textural damage or plucking. In addition, particularly the noise reduction in the road surface with an open surface structure is improved compared to prior art. The term road surface is understood to mean the whole of the first ZOAB layer. The upper layer hereof constitutes the uppermost centimetres.

[0011] The invention is particularly suitable for, but not limited to, repairing or strengthening an older road surface. The invention is a maintenance or preservation technique for a road surface with an open surface structure or texture.

[0012] The open surface structure of the new layer of asphalt concrete is less open than the open surface structure of the old road surface. The total water-transmitting capacity of the aggregate of road surface and layer will logically decrease to a limited extent relative to the capacity of a non-strengthened road surface. The layer of asphalt concrete is arranged in the upper layer of the road surface, close to the upper surface, whereby for water drainage through the road surface use can also be made of the pumping effect of the wheels travelling over the road surface. Water will be pressed through the aggregate of road surface and layer, so that it can be drained through the lower layers of the road surface.

[0013] The sound-damping properties of the older ZOAB road surface are however improved considerably by arranging the layer of asphalt concrete according to the invention. The sound produced by traffic travelling over the road surface

is greatly reduced by arranging the layer. This is particularly the result of filling the plucked-out parts in the road surface with the layer.

[0014] The average grain size of the road surface is preferably at least six times larger than the average grain size of the second layer. The grains are hereby taken up better in a road surface. In the preferred embodiment the average grain size of the road surface is at least eight times larger than the average grain size of the layer. There is hereby deeper penetration into the underlying new road surface with an open surface structure, and more contact surfaces are made in the upper layer of the road surface. Penetration into the upper layer takes up 0.5 - 2 centimetres.

[0015] In the preferred embodiment the layer is arranged substantially in the road surface. The road surface is hereby strengthened and the sound-damping properties are further regenerated or retained. Remnants of the applied layer protruding above the existing road surface are removed and swept away after application.

[0016] In another embodiment a layer of 0 - 0.8 centimetre is arranged on the road surface. The road surface with an open surface structure can hereby be repaired with very little asphalt concrete.

[0017] The road surface is preferably filled with the asphalt concrete substantially up to an upper surface of the road surface. The upper surface of a road surface is the top surface of that road surface. The spaces in the open surface structure at the upper surface of the road surface, or the plucked-out parts formed for instance by a part of the upper surface of the road surface coming loose and being removed, are hereby filled and strengthened. It is hereby possible to postpone for at least a number of years the complete replacement of the road surface with an open surface structure. It is less expensive to apply the method according to the invention than to completely replace the road surface with the open surface structure.

[0018] Filling of the road surface with the asphalt concrete can be carried out actively, for instance by making use of a roller which presses the layer of asphalt concrete into the road surface. In addition, the asphalt concrete can be taken up into the road surface by being driven therein by traffic during normal road use.

[0019] A layer of asphalt concrete substantially of less than 0.8 centimetre, and preferably 0.7 centimetre in thickness, is preferably arranged temporarily on the road surface and then sinks into the upper layer of the existing road surface. Such a layer cannot be seen as an extra layer (double-layered) on the existing road surface. The road surface is hereby strengthened using a very small quantity of asphalt concrete.

[0020] Use is preferably made of asphalt concrete comprising bitumen (emulsion), cement and a road metal such that an open surface structure is formed. Cement is added as catalyst for the emulsion when the layer is applied. Cement breaks down emulsifier after the application, so that bitumen can flow together again.

[0021] The invention also relates to asphalt concrete for strengthening a road surface with an open surface structure, such as very open asphalt concrete (ZOAB), comprising binder, cement and a road metal such that an open surface structure is formed, wherein the road metal of the asphalt concrete has substantially a grain size distribution of 0/3 mm or 1/3 mm. Such asphalt concrete is known and is used to arrange a layer with an open surface structure on a substrate which optionally also defines an open surface structure.

[0022] The asphalt concrete preferably comprises a modified bituminous emulsion provided with a polymer-modified bitumen. Improved properties are hereby obtained, for instance for adhesion, elasticity, flexibility, flow and increased lifespan. The original bitumen can be mixed with SBS or EVA, whereafter the polymer-modified binder is emulsified. In another embodiment a quantity of polymer emulsion (latex) is added to a standard emulsion and then mixed to form an homogeneous whole. The emulsion can be modified such that after drying there occurs no adhesion of the bitumen to tyres in traffic.

[0023] It is noted that the median of the grain size can be taken instead of the average grain size. According to the invention the median of the road surface and that of the layer to be applied also differ by at least a factor of four.

[0024] The invention will be further described with reference to the annexed drawings, wherein:

Figure 1 shows a side view of a production train for applying the method according to the invention,
 Figure 2 shows a detail view of the application device according to arrow II in figure 1,
 Figure 3 shows a cross-section of a road surface according to an embodiment of the invention,
 Figure 4 shows a detail of figure 3,
 Figure 5 shows a cross-section of a road surface according to a second embodiment,
 Figure 6 shows a detail of the cross-section according to figure 5,
 Figure 7 shows a cross-section of a third embodiment of the road surface according to the invention.

[0025] Figure 1 shows a train 1 in the form of a truck 2 and a trailer 3 provided with three compartments 4-6 in which the supplies for the layer of asphalt concrete are arranged. Compartment 4 comprises different types of bituminous emulsion, compartment 5 comprises different road metals. Compartment 6 comprises cement. Train 1 can advance as according to arrow 7 over a road surface 8. Road surface 8 is a road surface with an open surface structure, for instance ZOAB. This ZOAB is for instance new, old or even damaged. According to the method of the invention this ZOAB can be strengthened so as to counter plucking.

[0026] Train 1 is provided for this purpose on the rear with an application device 9 which, at least without the specific modifications according to the invention, is per se known for emulsion asphalt concrete.

[0027] Compartments 4,5,6 comprise cement, minerals, water and/or bituminous emulsion. There can be different compartments with minerals, for instance pre-sorted road metals. These can be mixed during use, whereby the grain size distribution can be adjusted. These substances from the compartments are mixed when fed to the application device 9 arranged on train 1. Application device 9 is controlled in each case such that a layer of asphalt concrete is dispensed which has an open surface structure.

[0028] Application device 9 applies a determined pressure to the dispensed layer. The pressure is adjustable and depends on the precise composition of the product to be applied. Determining factors are the stability of the bituminous emulsion and the average grain size.

[0029] The mixing of the at least three components of the layer to be applied takes place in the application device. The components of the asphalt concrete are optionally mixed even further between two rollers 10, 11 so as to form an homogenous mass. This takes place under hood 12. The layer is then applied to the underlying road surface 8.

[0030] The contact surface of the layer of asphalt concrete to be applied in the composition according to the invention is shorter than the contact surface that is usual for other repair techniques, such as in the case of emulsion asphalt. The known application device 9 is provided for this purpose with a beam 14 which is mounted on hood 12 for sliding as according to arrow 13 and which can vary, and particularly reduce, the size of the contact surface with road surface 8. The contact surface is preferably halved.

[0031] With a layer thickness control 15 the height of the layer being applied can be adjusted during application. Use is made of a bituminous emulsion of water and bitumen mixture which also includes a polymerized modified additive. The use of bituminous emulsion is per se known and is used for cold application of a layer of normal asphalt.

[0032] The amount of filler in the layer of asphalt concrete to be applied is small. Fillers are the minerals of the smallest screen size, for instance smaller than 0.063 mm. The percentage of filler in the layer of asphalt concrete according to the invention is less than 6,5% of the total mixture of minerals and more particularly less than 5.1%.

[0033] Since use is made of a low percentage of filler, the required quantity of bitumen in the total mixture for the layer of asphalt concrete to be applied will decrease. The calculated bitumen percentage for a road metal mixture according to the invention is for instance 3%. Instead of this 3%, use is made of more bitumen, for instance a mass percentage of 3.5% to 6.5%.

[0034] The composition of the layer to be applied will depend on the underlying road surface. In a known road surface of ZOAB 0/16 the composition below is preferably used for the layer to be applied. The table below gives the grading curve distribution for the grain size. The average grain size is ± 1.8 mm. The ZOAB 0/16 road surface has an average grain size of 11 mm.

The embodiments below are examples.

Cumulative grain distribution with Dutch road metal 1/3

Road metal on sieve	Cumulative percentage
4 mm	0
2.8 mm	5.3 %
2 mm	86.2 %
0.063 mm	95.3 %

Cumulative grain distribution with basalt 1/3

Road metal on sieve	Cumulative percentage
4 mm	0.1 %
2.8 mm	15.1 %
2 mm	61.1 %
0.063 mm	95.0 %

The composition of the layer is:

Basic composition	
Dutch road metal	98 %

Table continued

Basic composition	
Portland cement	2 %
to 100% minerals is added:	
Emulsion	10 %
of the composition of minerals and emulsion Emulsifier is:	0.2 %
Bitumen is:	6.0 %

Respectively	
Basalt 1/3	98 %
Portland cement	2 %
to 100% minerals is added:	
Emulsion	10 %
of the composition of minerals and emulsion Emulsifier is:	0.2 %
Bitumen (corrected for density) is:	5.7 %

[0035] Figure 3 shows a cross-section of a road surface with an open surface structure. Figure 3 is a schematic representation thereof. Twelve stone granules 20 are shown. The shown cross-section is very schematic and does not correspond to reality. A choice has however been made to give a cross-sectional view which provides a better insight. Shown is that the road surface has a very regular structure, wherein the road surface comprises grains of a reasonably uniform size. Each of the grains 20 is at least partially enclosed by a bitumen film 21 which has hardened in the usual situation. The bitumen adheres in particular around the grain 20. The bitumen also provides bindings between the respective grains. Stones 20 and bitumen 21 form the existing road surface.

[0036] It is also apparent that the upper layer of the (old) road surface with the open surface structure is rather less firmly connected to the other grains. This is a known given in a road surface with an open surface structure such as ZOAB, wherein plucking of the upper surface can occur. Owing to the traffic travelling over the upper layer of the road surface, the bitumen film which encloses grains 20 in the first instance has practically disappeared from the grains in the upper layer of the road surface.

[0037] The upper surface 22 of the road surface formed by grains 20 and bitumen 21 is shown with dashed line 22. A layer of asphalt concrete according to the invention is arranged a little above and substantially below the upper surface 22, wherein the average of the grain size distribution of this asphalt concrete is a factor of 10 smaller than the average of the grain size distribution of the road surface. Grains 23 can hereby penetrate even into the open surface structure of the road surface. The bitumen of the asphalt concrete layer once again forms a film around grains 23, whereby an open surface structure is created in the layer of asphalt concrete. There is in fact created a layer-within-layer structure of a larger open surface structure and a smaller open surface structure formed by respectively the road surface and the layer of asphalt concrete.

[0038] Close to 25 and 26 can be seen that the bitumen of the layer of asphalt concrete has penetrated into the road surface and that the open surface structure of the road surface has been partly filled. The bitumen of the layer will form contact surfaces with the grains 20 already present. The upper layer of the road surface is hereby strengthened/consolidated/preserved, and the upper layer will display less plucking.

[0039] Use is made of a layer of asphalt concrete comprising bituminous emulsion globules 27. These latter comprise inter alia water which, during the breakdown process, will be released under the influence of pressure from traffic or from a roller, or due to UV radiation, and wherein the bitumen forms a film around the grains. The greater part of the bituminous emulsion according to figure 3 has already been broken up. A number of separate grains 28 are still lying loosely above the layer of asphalt concrete. By driving with a roller over the road surface or as a result of the traffic travelling over the road surface, these loose grains 28 are pressed down and the bituminous emulsion globules will burst, whereby grains 28 are provided with a bituminous layer. In addition, the upper layer of the road surface will be further filled with the layer of asphalt concrete with the smaller average grain size, and the cavities of the open surface structure of the road surface will be further filled. This is shown in figure 5. The cavities between grains 30 and 31 of the road surface are further filled close to 32. The upper layer of the road surface, which according to figure 5 is for instance 1 centimetre, is filled with the smaller open surface structure of the applied layer of asphalt concrete. This layer is arranged in the upper layer of the road surface. The upper grains of the road surface will now come loose less quickly.

Grain 31 still forms the top of the road surface. The other grains 30 of the road surface are almost fully covered with the new layer. Figure 6 shows the detail according to arrow VI.

[0040] The drawing of figure 5 once again shows the situation very schematically, wherein a non-realistic cross-section of the road surface and the layer is shown. In reality a cross-section will give a much more varied picture of the size of a stone, despite the fact that the grain size distribution in both the road surface and the layer varies little.

[0041] The upper layer 34 is filled to a depth a. The strengthening of the upper layer is considerable since the upper grains of the road surface form a large number of connections with the bitumen 35 of the layer of asphalt concrete.

[0042] Figure 7 shows a schematic cross-section of a road surface in which the layer-within-layer composition of two open surface structures can be recognized. The surface of the road has herein been affected considerably since one of the large grains of the road surface which lay on the surface has come loose. Following the method according to the invention, this hole at 40 has been filled with a layer of asphalt concrete with an open surface structure and an average grain size which is a factor of 10 smaller than the average grain size of the road surface. The layer-within-layer structure can once again be identified. The aggregate of the open surface structures is water-permeable, not only because of the open surface structure but also because of the pumping action of traffic travelling over the upper surface 41 of the road surface according to the invention.

[0043] The layer according to the invention can also protrude considerably above the existing road surface.

Claims

1. Method for strengthening a road surface with an open surface structure, such as very open asphalt concrete (ZOAB), comprising of arranging a layer of asphalt concrete on the road surface, wherein the road surface respectively the asphalt concrete has a mixture of minerals with a grain size distribution around an average such that an open surface structure is formed, wherein the average of the grain size distribution in the road surface is at least substantially a factor of four greater compared to the layer, **characterized by** applying a layer of asphalt concrete which includes a bituminous emulsion and wherein the amount of minerals of the smallest screensize is less than 6,5% of the total mixture of minerals.
2. Method as claimed in claim 1, **characterized in that** the average grain size of the road surface is at least eight times larger than the average grain size of the layer.
3. Method as claimed in claim 1 or 2, **characterized by** substantially arranging the layer in the road surface.
4. Method as claimed in any of the claims 1-3, **characterized by** filling the road surface with the layer of asphalt concrete substantially up to an upper surface of the road surface.
5. Method as claimed in any of the claims 1-4, **characterized by** applying the layer to the road surface, wherein components of the layer are mixed prior to application.
6. Method as claimed in any of the claims 1-5, **characterized by** applying a layer of asphalt concrete substantially of less than 0.8 cm thickness.
7. Method as claimed in any of the foregoing claims, **characterized by** rolling the layer into the road surface.
8. Asphalt concrete for strengthening a road surface with an open surface structure, such as very open asphalt concrete (ZOAB), comprising binder, cement and a road metal with a composition such that an open surface structure is formed, wherein the road metal has substantially a 0.1/3 mm grain size distribution, **characterized in that** the asphalt concrete is an emulsion asphalt concrete comprising bituminous emulsion and wherein the amount of minerals of the smallest screensize is less than 6,5% of the total mixture of minerals.
9. Asphalt concrete as claimed in claim 8, **characterized in that** the asphalt concrete comprises a modified bituminous emulsion provided with a rubber or plastic additive.

Patentansprüche

1. Verfahren zum Verstärken einer Straßenoberfläche mit einer offenen Oberflächenstruktur, wie beispielsweise sehr offenem Asphaltbeton (ZOAB), umfassend das Anordnen einer Schicht aus Asphaltbeton auf der Straßenoberfläche,

wobei die Straßenoberfläche bzw. der Asphaltbeton ein Gemisch aus Mineralien einer derartigen Korngrößenverteilung etwa im Mittel hat, daß eine offene Oberflächenstruktur ausgebildet ist, wobei das Mittel der Korngrößenverteilung in der Straßenoberfläche wenigstens im wesentlichen um einen Faktor Vier größer ist als das der Schicht, **gekennzeichnet durch** Auftragen einer Schicht aus Asphaltbeton, der eine Bitumenemulsion aufweist und wobei der Anteil an Mineralien der kleinsten Siebklasse weniger als 6,5 % des Gesamtgemischs an Mineralien ist.

2. Verfahren nach Anspruch 1, **dadurch gekennzeichnet, daß** die mittlere Korngröße der Straßenoberfläche wenigstens acht Mal größer ist als die mittlere Korngröße der Schicht.
3. Verfahren nach Anspruch 1 oder 2, **gekennzeichnet durch** im wesentlichen Anordnen der Schicht in der Straßenoberfläche.
4. Verfahren nach einem der Ansprüche 1-3, **gekennzeichnet durch** Füllen der Straßenoberfläche mit der Schicht aus Asphaltbeton im wesentlichen bis hin zu einer oberen Oberfläche der Straßenoberfläche.
5. Verfahren nach einem der Ansprüche 1-4, **gekennzeichnet durch** Auftragen der Schicht auf die Straßenoberfläche, wobei Bestandteile der Schicht vor dem Auftragen gemischt werden.
6. Verfahren nach einem der Ansprüche 1-5, **gekennzeichnet durch** Auftragen einer Schicht aus Asphaltbeton im wesentlichen einer Dicke von weniger als 0,8 cm.
7. Verfahren nach einem der vorstehenden Ansprüche, **gekennzeichnet durch** ein Walzen der Schicht in die Straßenoberfläche.
8. Asphaltbeton zum Verstärken einer Straßenoberfläche mit einer offenen Oberflächenstruktur wie beispielsweise sehr offenem Asphaltbeton (ZOAB), umfassend Binder, Zement und ein Straßenmetall mit einer derartigen Zusammensetzung, daß eine offene Oberflächenstruktur ausgebildet wird, wobei das Straßenmetall im wesentlichen eine 0,1/3 mm Korngrößenverteilung hat, **dadurch gekennzeichnet, daß** der Asphaltbeton ein Emulsionsasphaltbeton ist, der eine Bitumenemulsion umfasst und wobei der Anteil an Mineralien der kleinsten Siebklasse weniger als 6,5 % des Gesamtgemischs an Mineralien ist.
9. Asphaltbeton nach Anspruch 8, **dadurch gekennzeichnet, daß** der Asphaltbeton eine modifizierte Bitumenemulsion umfasst, die mit einem Gummi- oder Kunststoffadditiv versehen ist.

Revendications

1. Procédé de renforcement d'un revêtement routier possédant une structure superficielle ouverte, telle qu'un béton asphaltique très ouvert (ZOAB), comprenant une disposition d'une couche de béton asphaltique sur le revêtement routier, dans lequel le revêtement routier, respectivement le béton asphaltique, possède un mélange de minéraux ayant une distribution de grosseur de grain située autour d'une moyenne telle qu'une structure superficielle ouverte est formée, dans lequel la moyenne de la distribution de grosseur de grain du revêtement routier est au moins sensiblement supérieure d'un facteur quatre à celle de la couche, **caractérisé par** une application d'une couche de béton asphaltique qui comprend une émulsion bitumeuse et dans lequel la quantité de minéraux du calibre de crible le plus faible est inférieure à 6,5% du mélange de minéraux total.
2. Procédé tel que revendiqué dans la revendication 1, **caractérisé en ce que** la grosseur de grain moyenne du revêtement routier est au moins huit fois supérieure à la grosseur de grain moyenne de la couche.
3. Procédé tel que revendiqué dans la revendication 1 ou 2, **caractérisé par** une disposition de la couche sensiblement dans le revêtement routier.
4. Procédé tel que revendiqué dans l'une quelconque des revendications 1 à 3, **caractérisé par** un remplissage du revêtement routier par la couche de béton asphaltique sensiblement jusqu'à une surface supérieure du revêtement routier.
5. Procédé tel que revendiqué dans l'une quelconque des revendications 1 à 4, **caractérisé par** une application de la couche au revêtement routier, dans lequel des composants de la couche sont malaxés avant application.

EP 1 396 580 B1

6. Procédé tel que revendiqué dans l'une quelconque des revendications 1 à 5, **caractérisé par** une application d'une couche de béton asphaltique d'épaisseur sensiblement inférieure à 0,8 cm.
7. Procédé tel que revendiqué dans l'une quelconque des revendications précédentes, **caractérisé par** cylindrage de la couche dans le revêtement routier.
8. Béton asphaltique pour renforcement d'un revêtement routier possédant une structure superficielle ouverte, telle qu'un béton asphaltique très ouvert (ZOAB), comprenant liant, ciment et une pierraille de chaussées avec une composition telle qu'une structure superficielle ouverte est formée, dans lequel la pierraille de chaussées possède une distribution de grosseur de grain sensiblement de 0,1/3 mm, **caractérisé en ce que** le béton asphaltique est un béton asphaltique en émulsion comprenant une émulsion bitumineuse et dans lequel la quantité de minéraux du calibre de crible le plus faible est inférieure à 6,5% du mélange de minéraux total.
9. Béton asphaltique tel que revendiqué dans la revendication 8, **caractérisé en ce que** le béton asphaltique comprend une émulsion bitumineuse modifiée présentant un additif caoutchouc ou plastique.

5

10

15

20

25

30

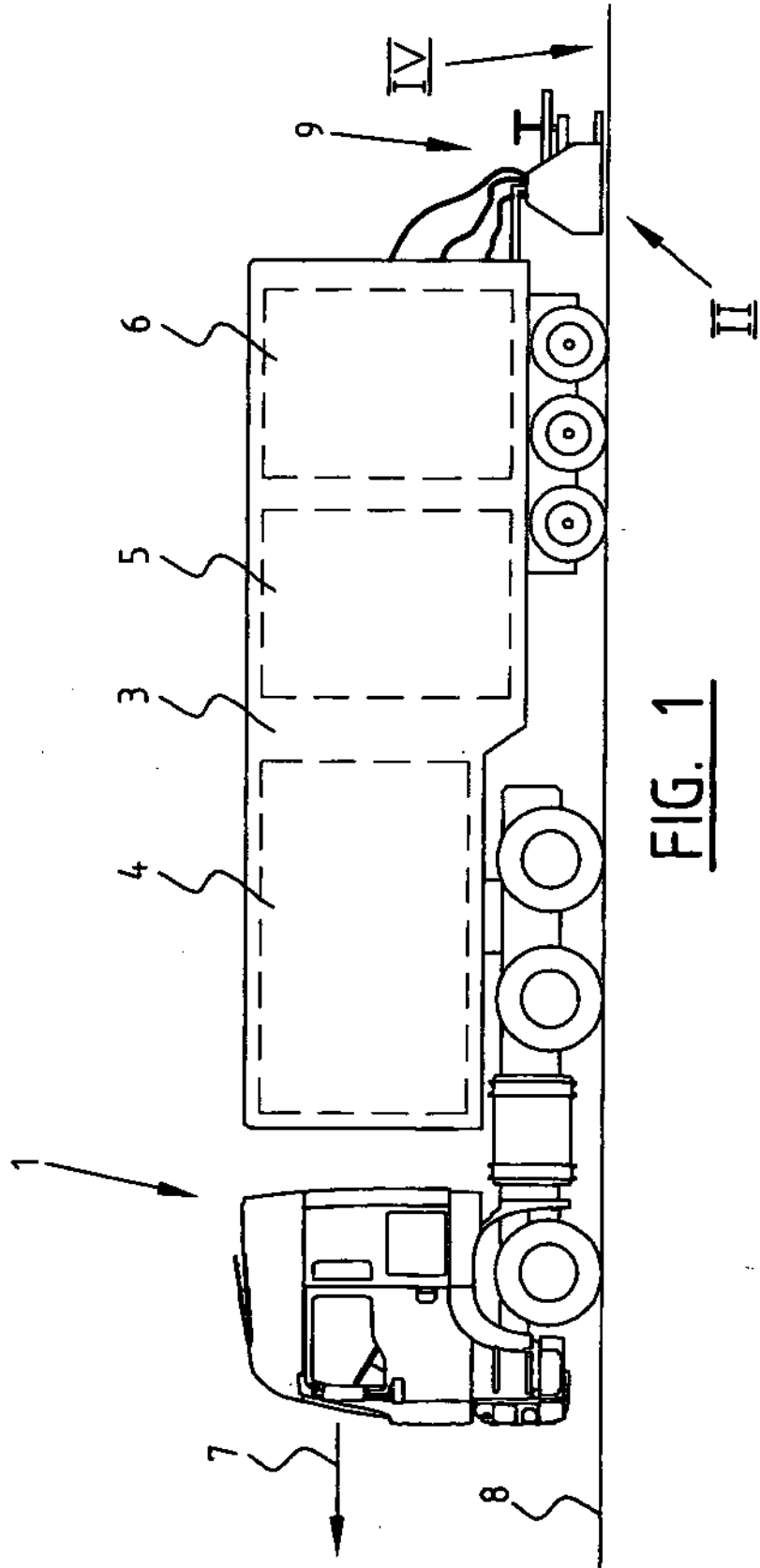
35

40

45

50

55



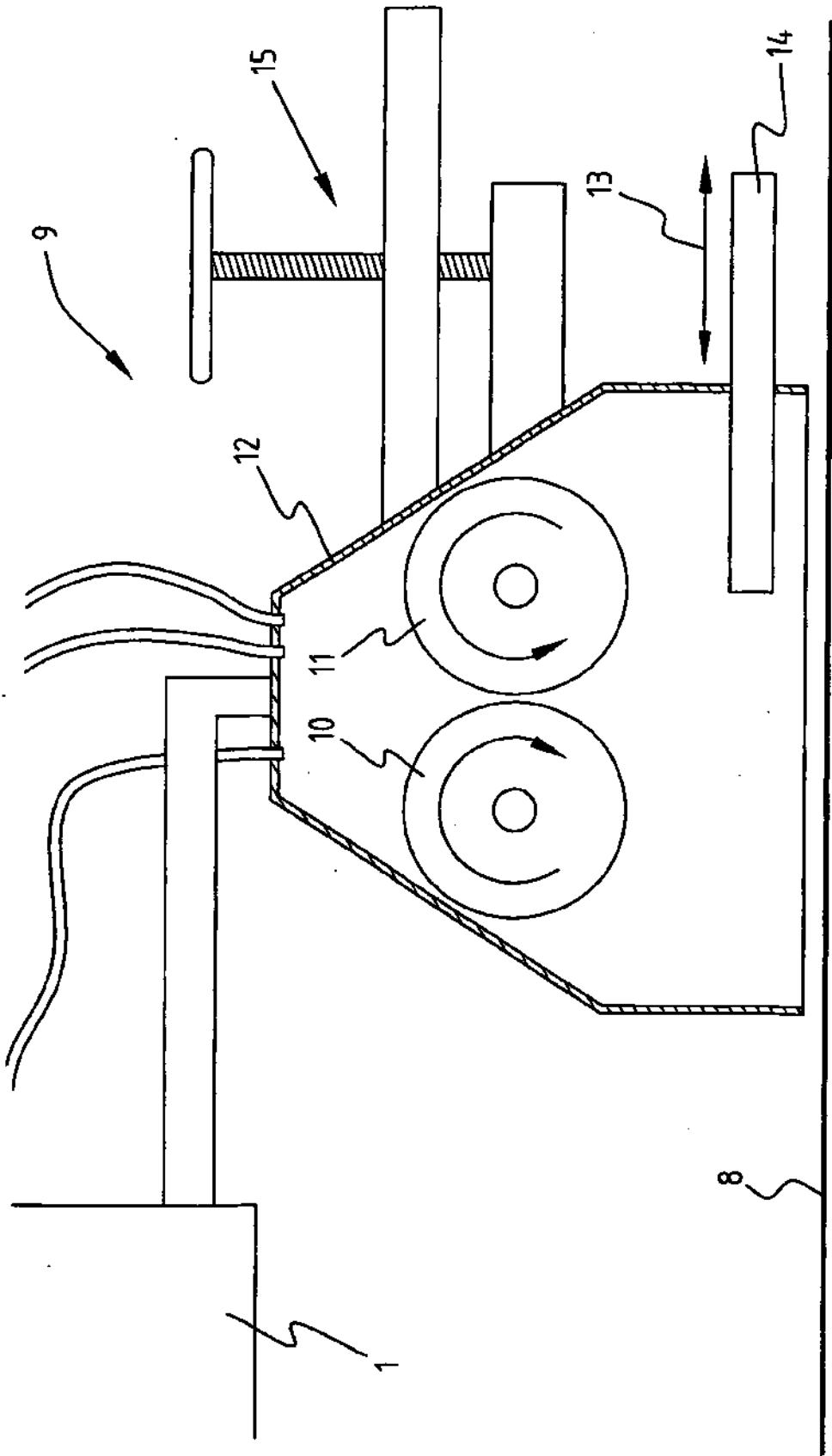


FIG. 2

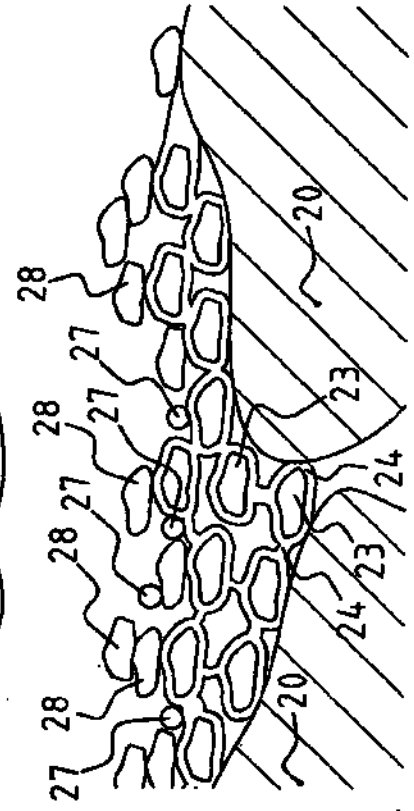
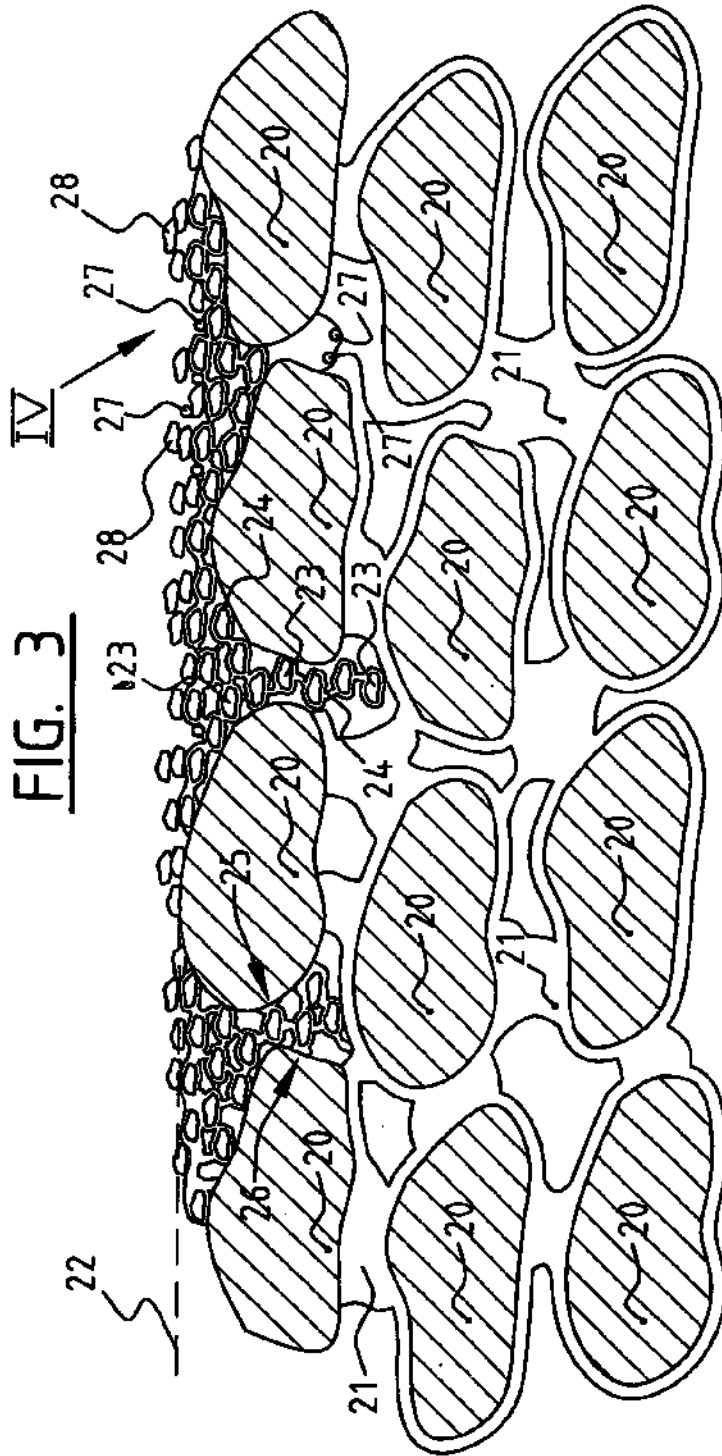
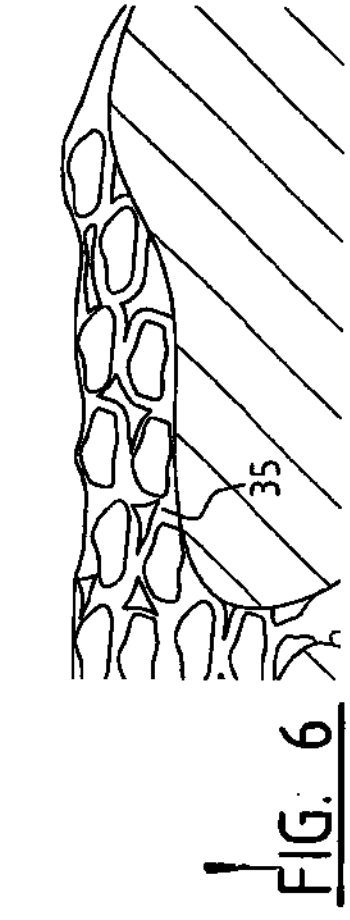
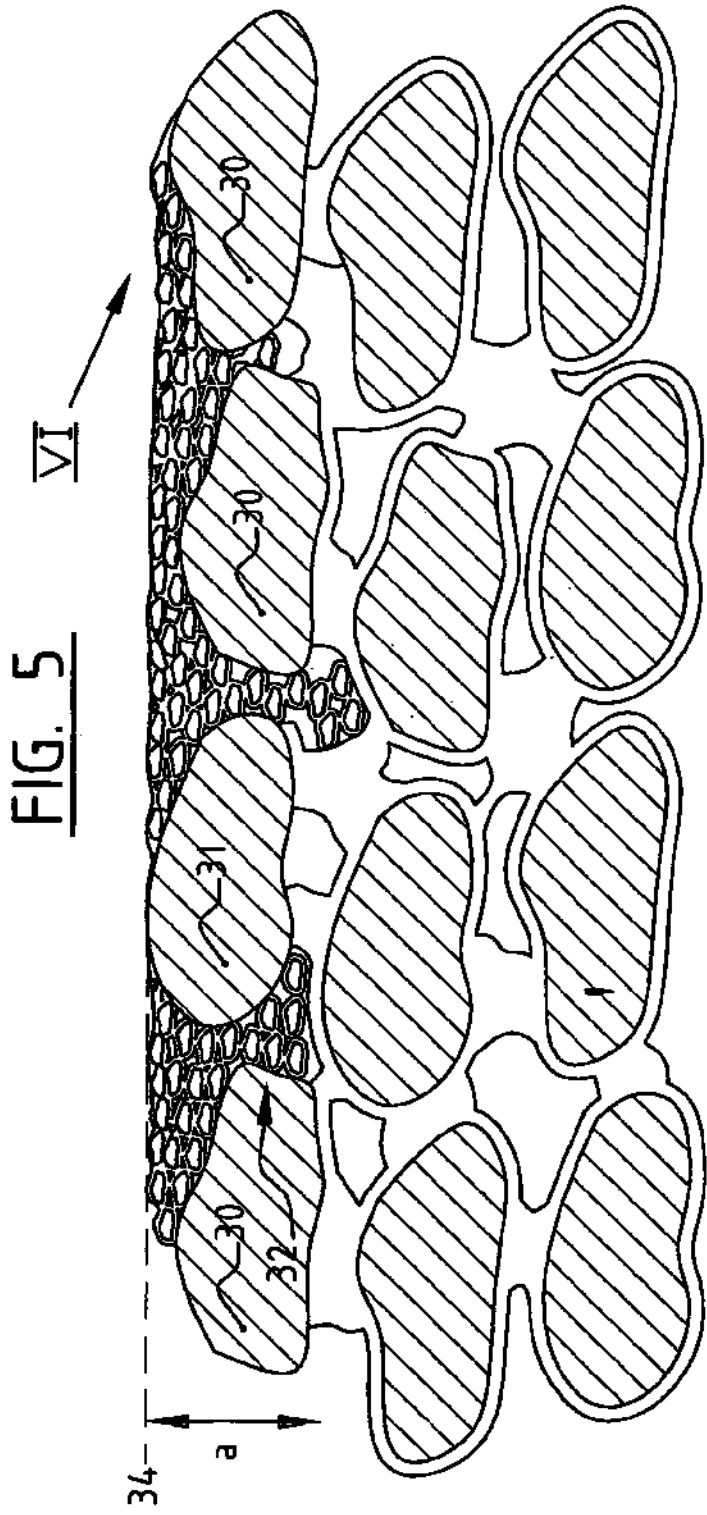


FIG. 4



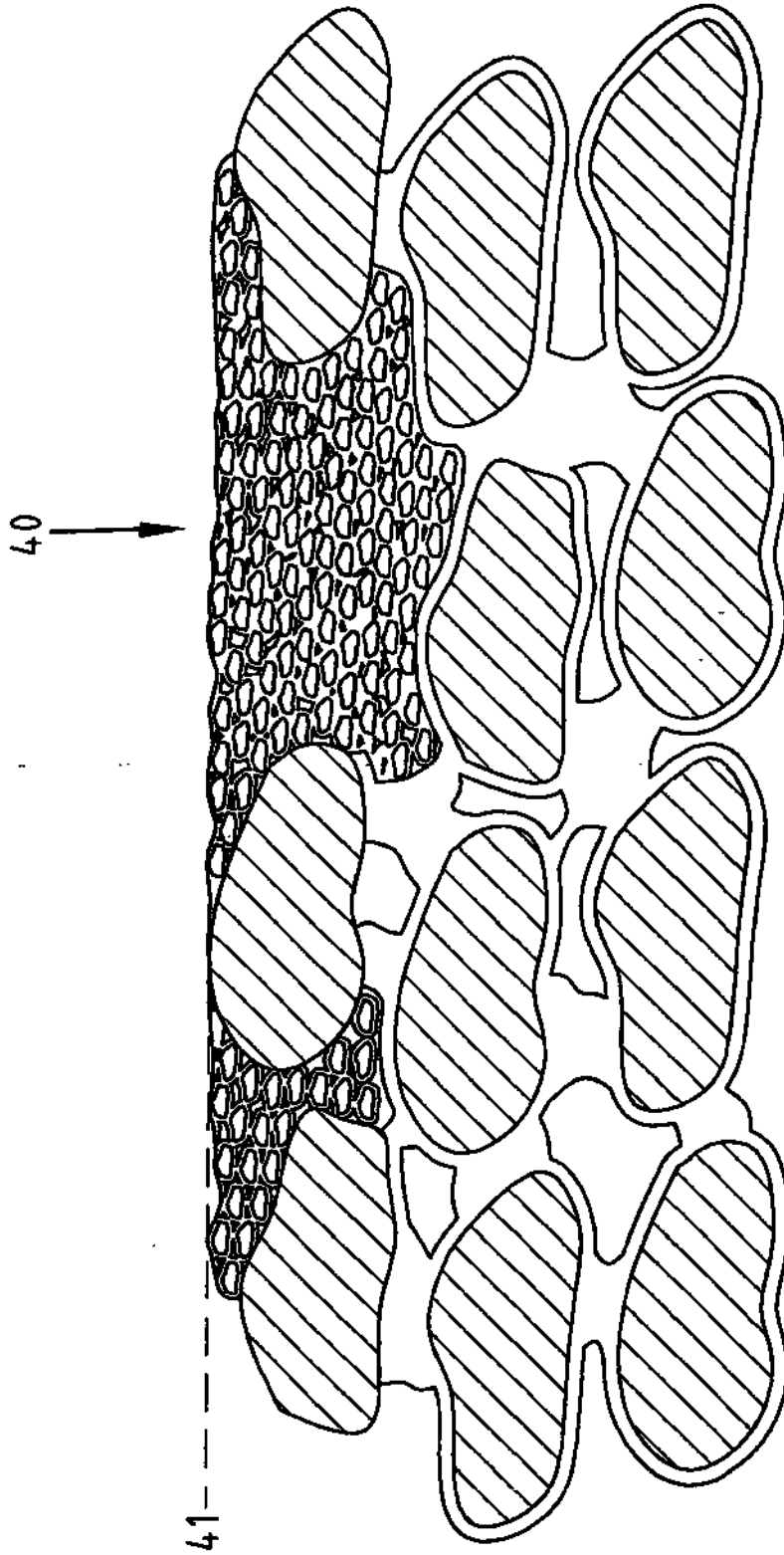


FIG. 7